

Cyclic (Amino)[bis(ylide)]carbene as an Anionic Bidentate Ligand for Transition-Metal Complexes

Matthew Asay,^{†,‡} Bruno Donnadieu,[†] Antoine Baceiredo,[‡] Michele Soleilhavoup,[†] and Guy Bertrand^{*†}

UCR-CNRS Joint Research Chemistry Laboratory (UMI 2957), Department of Chemistry, University of California, Riverside, California 92521-0403, and Laboratoire Hétérochimie Fondamentale et Appliquée du CNRS (UMR 5069), Université Paul Sabatier, 118 route de Narbonne, F-31062 Toulouse Cedex 09, France

Received March 12, 2008

The 3-(triphenylphosphonio)-*N*-(2,6-diisopropylphenyl)pyrrole reacts with 2 equiv of methyllithium to afford a lithium adduct in which a cyclic (amino)[bis(ylide)]carbene, a novel type of NHC, acts as a 1,4-bidentate ligand via the carbene center and the exocyclic ylidic carbon. This species readily undergoes transmetalation reactions, which allows for the synthesis of a variety of transition-metal complexes.

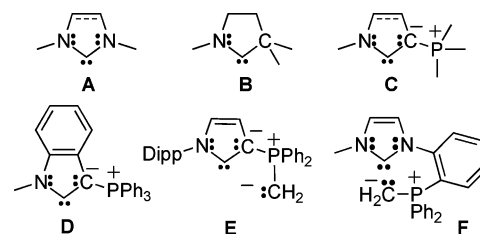


Figure 1. Carbenes **A–D**, (amino)[bis(ylide)]carbene **E**, and NHC/ylide bidentate ligand **F**.

N-Heterocyclic carbenes (NHCs) have been extensively studied both as free species¹ and as ligands for metal centers.² Replacement of one of the electronegative amino groups of NHCs **A** by an alkyl group results in cyclic (alkyl)(amino)carbenes (CAACs) **B**,^{3a–c} which feature a smaller highest occupied molecular orbital (HOMO)–lowest unoccupied

molecular orbital (LUMO) gap but importantly a HOMO that is higher in energy (stronger σ -donor character) (Figure 1). The unique ligand properties of CAACs have been demonstrated by the isolation of otherwise unstable low-coordinate transition-metal species,^{3d} and by the excellent catalytic properties of their palladium,^{3a} gold,^{3c} and ruthenium complexes.^{3f,g} It seemed likely that the replacement of the σ -donor alkyl group of **B** by a carbon-based π -donor, such as a phosphorus ylide, as shown in **C**, would further enhance the nucleophilic character of the carbene center. In fact, metal complexes featuring the benzo-fused version **D** as ligands have been isolated.^{4,5} They were first synthesized

* To whom correspondence should be addressed. E-mail: gbertran@mail.ucr.edu.

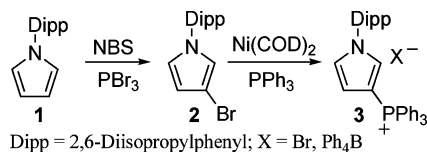
[†] University of California.

[‡] Université Paul Sabatier.

- (1) (a) For reviews on metal-free NHCs, see: Enders, D.; Niemeier, O.; Henseler, A. *Chem. Rev.* **2007**, *107*, 5606–5655. (b) Marion, N.; Diez-Gonzalez, S.; Nolan, S. P. *Angew. Chem., Int. Ed.* **2007**, *46*, 2988–3000. (c) Canac, Y.; Soleilhavoup, M.; Conejero, S.; Bertrand, G. *J. Organomet. Chem.* **2004**, *689*, 3857–3865. (d) Bourissou, D.; Guerret, O.; Gabbaï, F. P.; Bertrand, G. *Chem. Rev.* **2000**, *100*, 39–92. (e) Arduengo, A. J., III *Acc. Chem. Res.* **1999**, *32*, 913–921.
- (2) (a) For recent reviews on carbenes as ligands, see: Kantchev, E.; O'Brien, C.; Organ, M. *Angew. Chem., Int. Ed.* **2007**, *46*, 2768–2813. (b) Lee, H. M.; Lee, C. C.; Cheng, P. Y. *Curr. Org. Chem.* **2007**, *11*, 1491–1524. (c) Liddle, S. T.; Edworthy, I. S.; Arnold, P. L. *Chem. Soc. Rev.* **2007**, *36*, 1732–1744. (d) Diez-Gonzalez, S.; Nolan, S. P. *Synlett* **2007**, 2158–2167. (e) Pugh, D.; Danopoulos, A. A. *Coord. Chem. Rev.* **2007**, *251*, 610–641. (f) Lin, I. J. B.; Vasam, C. S. *Coord. Chem. Rev.* **2007**, *251*, 642–670. (g) Douthwaite, R. E. *Coord. Chem. Rev.* **2007**, *251*, 702–717. (h) Gade, L. H.; Bellemin-Laponnaz, S. *Coord. Chem. Rev.* **2007**, *251*, 718–725. (i) Colacino, E.; Martinez, J.; Lamaty, F. *Coord. Chem. Rev.* **2007**, *251*, 726–764. (j) Dragutan, V.; Dragutan, I.; Delaude, L. *Coord. Chem. Rev.* **2007**, *251*, 765–794. (k) Sommer, W. J.; Weck, M. *Coord. Chem. Rev.* **2007**, *251*, 860–873. (l) Diez-Gonzalez, S.; Nolan, S. P. *Coord. Chem. Rev.* **2007**, *251*, 874–883. (m) Hahn, F. E. *Angew. Chem., Int. Ed.* **2006**, *45*, 1348–1352. (n) Nolan, S. P. *N-Heterocyclic Carbenes in Synthesis*; Wiley-VCH: New York, 2006; (o) Glorius, F. *N-Heterocyclic Carbenes in Transition Metal Catalysis (Topics in Organometallic Chemistry)*; Springer Verlag: Berlin, 2006.

- (3) (a) Lavallo, V.; Canac, Y.; Prasang, C.; Donnadieu, B.; Bertrand, G. *Angew. Chem., Int. Ed.* **2005**, *44*, 5705–5709. (b) Jazzar, R.; Dewhurst, R. D.; Bourg, J.-B.; Donnadieu, B.; Canac, Y.; Bertrand, G. *Angew. Chem., Int. Ed.* **2007**, *46*, 2899–2902. (c) Jazzar, R.; Bourg, J.-B.; Dewhurst, R. D.; Donnadieu, B.; Canac, Y.; Bertrand, G. *J. Org. Chem.* **2007**, *72*, 3492–3499. (d) Lavallo, V.; Canac, Y.; DeHope, A.; Donnadieu, B.; Bertrand, G. *Angew. Chem., Int. Ed.* **2005**, *44*, 7236–7239. (e) Lavallo, V.; Frey, G. D.; Kousar, S.; Donnadieu, B.; Bertrand, G. *Proc. Natl. Acad. Sci. U.S.A.* **2007**, *104*, 13569–13573. (f) Anderson, D. R.; Lavallo, V.; O'Leary, D. J.; Bertrand, G.; Grubbs, R. H. *Angew. Chem., Int. Ed.* **2007**, *46*, 7262–7265. (g) Anderson, D. R.; Ung, T.; Mkrtumyan, G.; Bertrand, G.; Grubbs, R. H.; Schrodi, Y. *Organometallics* **2008**, *27*, 563–566.
- (4) (a) Facchin, G.; Campostrini, R.; Michelin, R. A. *J. Organomet. Chem.* **1985**, *294*, C21–C25. (b) Michelin, R. A.; Facchin, G.; Braga, D.; Sabatino, P. *Organometallics* **1986**, *5*, 2265–2274. (c) Michelin, R. A.; Mozzon, M.; Facchin, G.; Braga, D.; Sabatino, P. *J. Chem. Soc., Dalton Trans.* **1988**, 1803–1811. (d) Facchin, G.; Mozzon, M.; Michelin, R. A.; Robeiro, M. T. A.; Pombeiro, A. J. L. *J. Chem. Soc., Dalton Trans.* **1992**, 282, 7–2835. (e) Tamm, M.; Hahn, F. E. *Coord. Chem. Rev.* **1999**, *182*, 175–209. (f) Pombeiro, A. J. L. *J. Organomet. Chem.* **2005**, *690*, 6021–6040.

Scheme 1. Synthesis of Phosphonium Salt 3



from isocyanide complexes⁴ rather than free carbenes, which limited the choice of the substituents as well as of the metals that can be used. However, recently, Kawashima et al.⁵ reported the transient formation of carbene **D** and the isolation of the ensuing rhodium and palladium complexes. Based on the CO stretching frequency of the Rh(carbene)-(CO)₂Cl complex, they concluded that carbene **D** was indeed a stronger σ -donor than NHCs **A** and CAACs **B**.

Here we report that our search for preparing carbenes of type **C** has serendipitously led to the discovery of the first stable lithium adduct of a cyclic (amino)[bis(ylide)]carbene **E**.⁶ This compound undergoes transmetalation reactions, which allow for the synthesis of a variety of transition-metal complexes in which **E** acts as an LX bidentate ligand. Note that the first complex featuring an NHC/ylide bidentate ligand **F** was recently reported and shown to be an effective catalyst in the Tsuji–Trost allylation reaction.⁷

Phosphonium salt **3** was readily prepared in 48% overall yield by slightly modified reported procedures.⁸ The addition of 2,5-dimethoxytetrahydrofuran to 2,6-diisopropylaniline gives the N-substituted pyrrole **1**.^{8a} Selective bromination leads to compound **2**,^{8b} which is converted into the desired phosphonium salt **3** by a nickel-catalyzed coupling with triphenylphosphine.^{8c} Simple anion exchange, using sodium tetraphenylborate, was done in order to increase the solubility and to facilitate purification of the salt (Scheme 1).

Attempts to deprotonate phosphonium salt **3** with a variety of bases (LDA, TMPLi, *t*-BuLi, and KHMDS) led to noncarbene products or complex mixtures. However, using 2 equiv of methyllithium, a clean reaction took place, as evidenced by the presence of a single signal in the ³¹P NMR spectrum (+20 ppm). The ¹³C NMR spectrum showed a doublet at 204 ppm (²J_{CP} = 54 Hz), in the range expected for a carbene carbon;¹ however, there was a doublet at very high field (−4.4 ppm, ¹J_{CP} = 49 Hz), which could not be attributed to **4** (Scheme 2). Interestingly, in the ¹H NMR spectrum, a doublet (²J_{HP} = 6.7 Hz; phosphorus coupling was confirmed by decoupling experiments) also appeared at very high field (−0.07 ppm) and integrated for two protons. These data suggested the presence of an ylidic PCH₂ moiety. The ¹H NMR showed the presence of only 13 aromatic protons in the molecule, indicating the loss of one phenyl group from the phosphorus (free benzene can be seen by NMR is the crude reaction mixture). These results as a whole

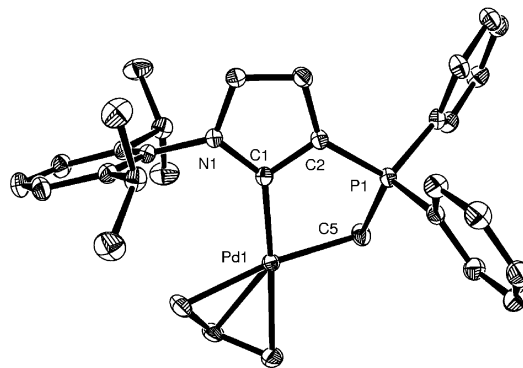
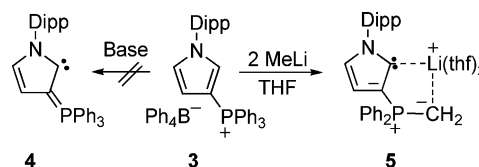


Figure 2. Molecular structure of palladium complex **6**. H atoms were omitted for clarity. Thermal ellipsoids are at 50% probability. Selected bond lengths [Å] and angles [deg]: C1–N1 1.3778(17), C1–C2 1.4013(18), C1–Pd1 2.0302(13), C5–Pd1 2.1268(15), C2–P1 1.7472(14), C5–P1 1.7523(15); N1–C1–C2 104.61(11).

Scheme 2. Attempted Preparation of Carbene 4 and Synthesis of the Lithium Adduct 5



were in favor of a compound featuring both a carbene center and a PCH₂ phosphorus ylide fragment, which cannot be rationalized by any reasonable neutral structure. Despite the high solubility of this compound in nonpolar solvents, including hexanes, it was clear that a salt had been formed. Indeed, ⁶Li and ⁷Li NMR demonstrated the presence of Li⁺, but no Li–C coupling to either the carbenic carbon or the ylidic carbon could be detected and no correlation was seen in 2D experiments, possibly because of rapid exchange processes. Last, the presence of coordinated THF was apparent from ¹H and ¹³C NMR spectroscopy. At that point, it was concluded that the isolated compound was the lithium salt **5**,⁹ which is also in agreement with the stoichiometry of the reaction (2 equiv of MeLi is necessary to go to completion).

Although **5** is stable under an inert atmosphere, both in the solid state and in solution for several weeks, all attempts to grow single crystals suitable for an X-ray diffraction study failed. Therefore, in order to confirm the structure of **5**, we performed transmetalation reactions. The addition of freshly prepared **5** to both [Pd(allyl)Cl]₂ and [RhCl(COD)]₂ cleanly led to complexes **6** and **7**, which were isolated as air-stable crystalline solids in 47 and 56% yield (based on the starting phosphonium **3**), respectively (Figures 2 and 3). The formation of complexes **6** and **7** was clearly evidenced by ¹³C NMR spectroscopy, the carbene signal shifting from 204 to 180 and 182 ppm, respectively, as is typical for transition-

(5) Nakafuji, S.; Kobayashi, J.; Kawashima, T. *Angew. Chem., Int. Ed.* **2008**, *47*, 1141–1144.

(6) For a review on phosphorus diylides [R₂P⁺(CH₂[−])₂], see: Taillefer, M.; Cristau, H. J. *Top. Curr. Chem.* **2003**, *229*, 41–73.

(7) Canac, Y.; Duhayon, C.; Chauvin, R. *Angew. Chem., Int. Ed.* **2007**, *46*, 6313–6315.

(8) (a) Fang, Y.; Leysen, D.; Ottenheijm, H. C. J. *Synth. Commun.* **1995**, *25*, 1857–1861. (b) Dvornikova, E.; Kamienska-Trela, K. *Synlett* **2002**, 1152–1153. (c) Manabe, K. *Tetrahedron Lett.* **1998**, 5807–5810.

(9) (a) Several examples of carbene–Li⁺ adducts have already been reported. Alder, R. W.; Blake, M. E.; Bortolotti, C.; Bufali, S.; Butts, C. P.; Linehan, E.; Oliva, J. M.; Orpen, A. G.; Quayle, M. J. *Chem. Commun.* **1999**, 241–242. (b) Arduengo, A. J., III; Tamm, M.; Calabrese, J. C.; Davidson, F.; Marshall, W. J. *Chem. Lett.* **1999**, *10*, 1021–1022. (c) Lavallo, V.; Ishida, Y.; Donnadiou, B.; Bertrand, G. *Angew. Chem., Int. Ed.* **2006**, *45*, 6652–6655.

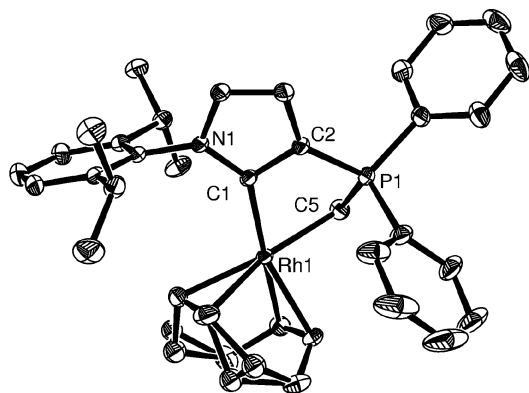


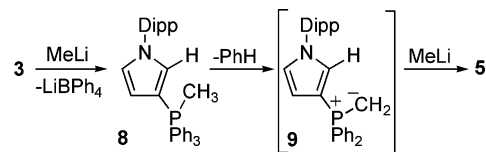
Figure 3. Molecular structure of rhodium complex **7**. H atoms were omitted for clarity. Thermal ellipsoids are at 50% probability. Selected bond lengths [Å] and angles [deg]: C1–N1 1.3842(16), C1–C2 1.4045(19), C1–Rh1 2.0698(13), C5–Rh1 2.1250(14), C2–P1 1.7359(13), C5–P1 1.7482(15); N1–C1–C2 103.73(11).

metal carbene complexes.² The bonding of the ylidic carbon to the metal was also suggested by the downfield shift from -4.4 to -1.4 and 13.8 ppm, respectively. In the case of the rhodium complex, both the carbenic and ylidic carbon appear as doublet of doublets (C_{carbene} , $J_{\text{CP}} = 48$ Hz, $J_{\text{CRh}} = 48$ Hz; C_{ylide} , $J_{\text{CP}} = 40$ Hz, $J_{\text{CRh}} = 25$ Hz), further demonstrating the bidentate behavior of ligand **E**. Single crystals of complex **6** were grown from a concentrated acetonitrile solution, whereas those of complex **7** were obtained from a dichloromethane/ether solution.

The molecular structure of complexes **6** and **7** determined by X-ray crystallography are shown in Figures 2 and 3.¹⁰ A closer look at the geometric parameters of complex **6** shows that the Pd–carbene (2.0302 Å) and Pd–CH₂ (2.1268 Å) bond lengths are very similar to those observed for the Pd(allyl) complex bearing the neutral NHC–ylide bidentate ligand **F** (2.022–2.014 and 2.148–2.099 Å, respectively).⁷ In addition, the Rh–carbene bond length (2.0698 Å) in **7** is comparable to that found for other carbene complexes.²

With the formation of **5** by the addition of 2 equiv of MeLi to phosphonium **3** being unexpected, we turned our attention to the mechanism of the reaction. The addition of 1 equiv of MeLi to **3** leads to a mixture of unreacted starting material **3** and lithium salt **5**. However, when this reaction was monitored by variable-temperature multinuclear NMR spectroscopy, signals corresponding to the intermediate **8** were observed (Scheme 3). Indeed, at -78 °C, a new peak at -105.1 ppm appeared in the ³¹P NMR spectrum, which is in the typical range for a pentacoordinate phosphorus compound.¹¹ In addition, the ¹H NMR spectrum shows the presence of a methyl group directly bonded to phosphorus

Scheme 3. Possible Mechanism Leading to Lithium Adduct **5**



(2.06 ppm, d, $^2J_{\text{HP}} = 7.56$ Hz); this was confirmed by ¹³C NMR spectroscopy and HSQC experiments. Indeed, these protons correlate with a methyl carbon at 34.8 ppm with the expected large $^1J_{\text{CP}}$ coupling constant (65.2 Hz). The formation of pentacoordinate phosphorus compounds by alkylation of phosphonium salts with alkylolithiums has already been observed.¹² Then, upon warming to room temperature, no other intermediate could be detected. On the basis of literature precedents,¹³ it is reasonable to postulate that the next step is the elimination of benzene with concomitant formation of ylide **9**. Then, the second equiv of MeLi can deprotonate the heterocycle, affording the observed lithium complex **5**.

In conclusion, a lithium adduct of a new type of bidentate anionic LX ligand in which L is a cyclic (amino)[bis(ylide)]-carbene and X is the exocyclic part of the bis(ylide) has been synthesized. This adduct readily undergoes transmetalation reactions, which allows for the synthesis of diverse transition-metal complexes. The catalytic activity of the latter, as well as continuing efforts to synthesize a stable cyclic amino ylide carbene of type C, is currently under investigation.

Acknowledgment. The authors thank the NIH (Grant R01 GM 68825) for financial support of this work.

Supporting Information Available: Crystallographic data including CIF files as well as synthetic and spectroscopic information. This material is available free of charge via the Internet at <http://pubs.acs.org>.

IC800459P

- (10) Structural data have been deposited in the Cambridge Crystallographic Data Center under CCDC 676576 (**6**) and 676577 (**7**) and can be obtained free of charge at www.ccdc.cam.ac.uk/conts/retrieving.html.
- (11) (a) Dennis, L. W.; Bartuska, V. J.; Maciel, G. E. *J. Am. Chem. Soc.* **1982**, *104*, 230–235. (b) Schmidbaur, H.; Holl, P. *Z. Anorg. Allg. Chem.* **1979**, *458*, 249–256.
- (12) (a) Monkowius, U.; Mitzel, N. W.; Schier, A.; Schmidbaur, H. *J. Am. Chem. Soc.* **2002**, *124*, 6126–6132. (b) Hellwinkel, D. *Top. Curr. Chem.* **1983**, *109*, 1–63. (c) Hellwinkel, D.; Lindner, W. *Chem. Ber.* **1976**, *109*, 1497–1505. (d) Hellwinkel, D.; Lindner, W.; Wilfinger, H.-J. *Chem. Ber.* **1974**, *107*, 1428–1443. (e) Turnblom, E. W.; Katz, T. J. *J. Am. Chem. Soc.* **1973**, *95*, 4292–4311. (f) Richards, E. M.; Tebby, J. C. *J. Chem. Soc. C* **1970**, 1425–1428.
- (13) (a) Seyferth, D.; Hughes, W. B.; Heeren, J. K. *J. Am. Chem. Soc.* **1965**, *87*, 2847–2854. (b) Seyferth, D.; Hughes, W. B.; Heeren, J. K. *J. Am. Chem. Soc.* **1965**, *87*, 3467–3474.